

STAKA

PREMIUM

TopLight roof access hatch



EXCELLENT INSULATED



SOUNDPROOF



SUN RESISTANT



ULTRA GLASS



PREMIUM DESIGN

TopLight roof access hatch

Spacious, inviting, durable, and stylish

A roof terrace is the finishing touch to your home. An outdoor space where you can enjoy the sunshine and relax is a valuable commodity. The great feeling starts when you open the hatch to your terrace. This was the original inspiration for the design of the TopLight roof access hatch.

Optimum comfort in your home

A roof access hatch with glass offers a number of advantages, the clearest of which is the amount of natural light. While this makes the room below an even more pleasant space, it also makes the access to the roof terrace extra inviting. Made from premium materials, this roof access hatch helps to make your home as comfortable as possible.

"We are very happy with the roof access hatch. It works perfectly, looks great, and gives our apartment added value."

Stefan Kurz, property owner in Munich



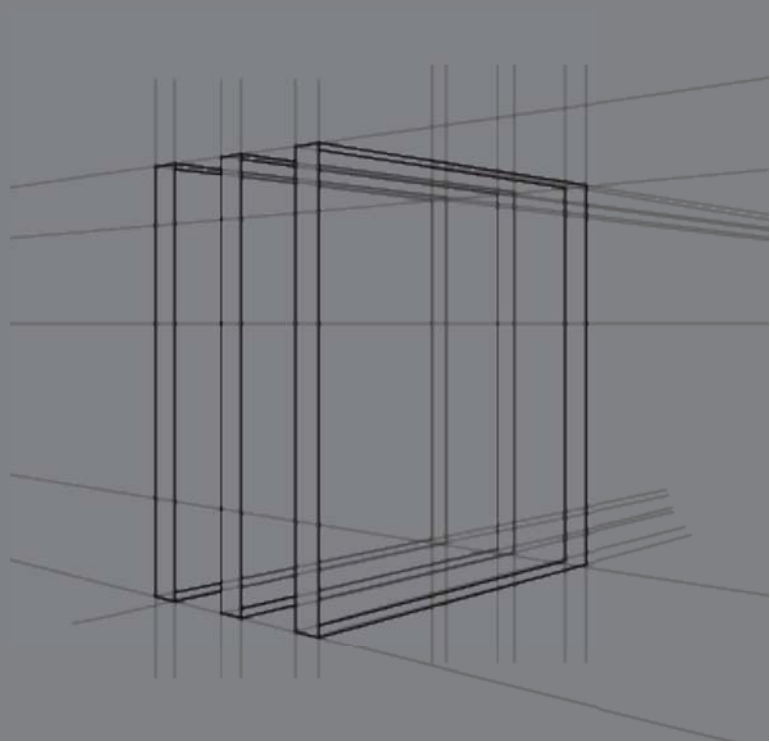
TopLight roof access hatch

Technical specifications

The Staka TopLight roof access hatch is mainly used to provide a stylish means of access to roof terraces. The glass cover provides extra daylight for the living space below. Its performance in the areas of thermal insulation, sound insulation and solar shading are unequalled. Electrical operation ensures it is convenient and user friendly. The hatch can be operated using the remote control as well as a switch. Due to its generous opening, this roof access hatch is often placed above a fixed staircase.

Characteristics

Material, frame:	Stainless steel
Material, Interior finishing:	Wood
Colour, interior:	RAL 9010
Colour, exterior:	RAL 9005
Glass:	Triple glazing with fall protection
Installation:	Suitable for roof pitches between 0 to 15 degrees Attached using the roof access hatch mounting flange.
Thermal insulation glass:	$U = 0,6 \text{ W/m}^2\text{K}$
Thermal insulation upstand:	100 mm on the short side ($U = 0,2 \text{ W/m}^2\text{K}$), 50 mm on the long side ($U = 0,4 \text{ W/m}^2\text{K}$)
Sound insulation:	43 dBA
T-value (daylight access):	45%
G-value (solar heat):	25%
Load-bearing capacity:	$\pm 200 \text{ Kg/m}^2$
Weight:	$\pm 370 \text{ Kg} \mid \pm 510 \text{ Kg}$

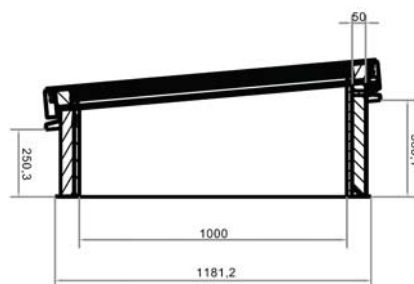


Dimensions

Toplight 2000x1000




longitudinal section

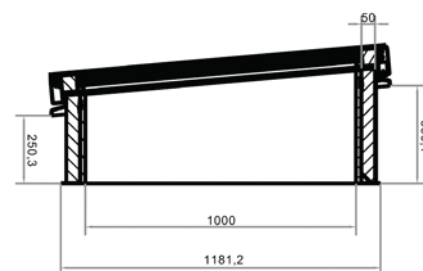


cross section

Toplight 3000x1000



longitudinal section



cross section

We launched our first range of roof access hatches in 2008, quickly establishing ourselves as a challenger brand with high-quality products and an exceptional level of service.

The increasing importance of aesthetics and a healthy living environment shapes the design of our products. In light of this, our TopLight and HighLight products are made with the most sustainable and durable materials, are designed according to the principles of Dutch Design and offer the highest attainable level of comfort.

Our products reflect the increasing importance businesses and other customers attach to aesthetics and their living environment. We strive to become a market leader in high-quality roof access hatches and skylights by working together with our trusted employees, suppliers and partners.

Dimensions

The TopLight roof access hatches and HighLight skylight are available in a number of standard dimensions:

Clearance* **2000x1000 mm** **3000x1000 mm**

*The longest side is the hinged side.

Your online quotation within one minute!

Select, click, and you're done! Whether you're an architect, contractor, roofer, or a builders merchant employee, you can use our online pricing configurator to quickly and easily calculate your net price.

For more information:

Please visit www.staka-premium.com to view our entire product range, specifications texts, CAD drawings, documentation, installation manuals and to download other files.

STAKA

Warwick Enterprise Park
Wellesbourne
Warwick
CV35 9EF

Tel: 01789 330558
Email: uksales@staka.com